

EYP-MNT-0000-00000-0000-BTU02-9003

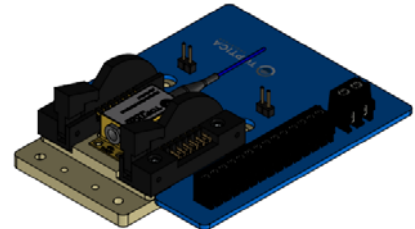
Revision 0.70

EVALUATION BOARD for μ MOPA with BTW0x Package

General Product Information

Product

Evaluation Board for μ MOPAs (and miniTAs) with BTW09 (and BTU02) Package
fits with all products with P/N EYP-xxx-xxxx-xxxxx-xxxx-BTW0x/BTU0x-xxxx
compatible with Thorlabs ITC4020 Laser Diode / TEC Controller



Absolute Maximum Ratings

Parameter	Symbol	Unit	min	typ	max
Storage Temperature	T_S	$^{\circ}\text{C}$	-40		85
Operational Temperature	T_C	$^{\circ}\text{C}$	15		50
Forward Current μ MOPA DBR	$I_{F\text{ DBR}}$	A			5
Forward Current μ MOPA TA	$I_{F\text{ TA}}$	A			10
TEC Current	I_{TEC}	A			5

Measurement Conditions / Comments

non condensing
cw and quasi-cw
cw and quasi-cw

Pin Assignment

1	TEC +	9	μ MOPA DBR Cathode (max. 5 A)
2	TEC -	10	μ MOPA DBR Anode (max. 5 A)
3	Butterfly Thermistor	11	Case (if Case Jumper is plugged in)
4	Butterfly Thermistor	12	not connected
5	Photodiode (PD) Anode	13	μ MOPA TA Voltage Sense Anode
6	Photodiode (PD) Cathode	14	μ MOPA TA Voltage Sense Cathode
7	μ MOPA DBR Voltage Sense Anode	15	μ MOPA TA Cathode (max. 10 A)
8	μ MOPA DBR Voltage Sense Cathode	16	μ MOPA TA Anode (max. 10 A)

Ordering Information:

800 Village Walk #316
Guilford, CT 06437
Ph: 203-401-8093
Email orders to: sales@xsoptix.com
Fax orders to: 800-878-7282

Dimensions

Parameter	Unit	
Size (H x W x D)	nm	80.8 x 96.3 x 25.4
Weight	kg	0.17

Comments

including connectors
including connectors

EYP-MNT-0000-00000-0000-BTU02-9003

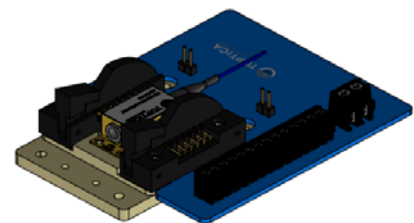
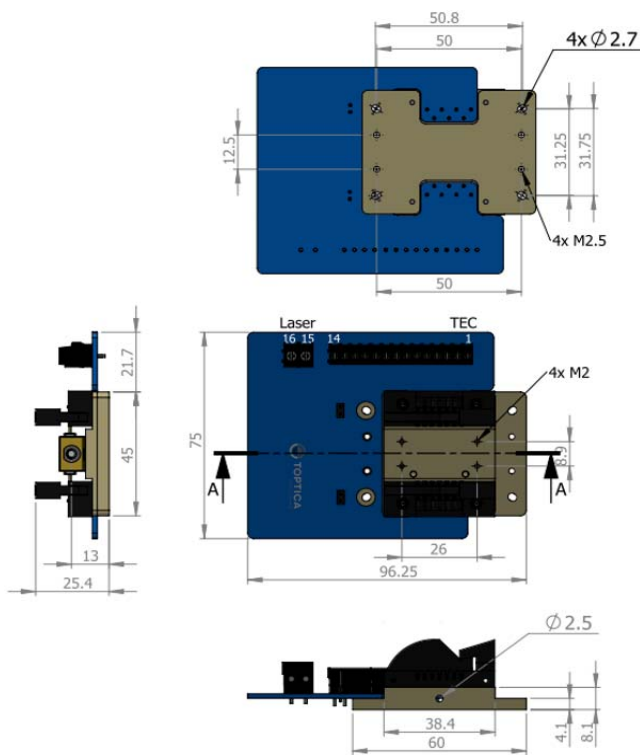
Revision 0.70

EVALUATION BOARD for μ MOPA with BTW0x Package

Connectors

Input Connector Type μ MOPA (miniTA)	Screw Terminal
--	----------------

Package Drawings



Drawing and picture shows evaluation board with mounted miniTA which is not an item of this product.

SWZ-23-0112-1137

Content

PCB	Printed Circuit Board
Coldplate	Mounting Plate for Butterfly package
Screw Terminal	Already preinstalled
Test Socket	Already preinstalled
Screws	For mounting of the Butterfly package and the Evaluation Board

More information available in the manual downloadable on our website.